

From Citation to Curation: Building Collaborative Tools for Teaching and Learning at RMIT Library

Presenter

Mr Jack Dunstan

RMIT University





Canola fields, Ballarat, Victoria Australia



Future of Work Festival, 2024 RMIT Melbourne



CAVAL

Inspiring **innovation**
and **collaboration** in
the library
community.

About CAVAL

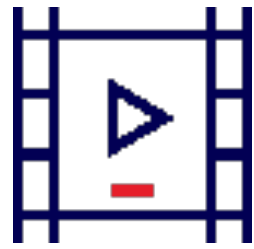
<https://caval.edu.au>





- **Resource sharing**
- **Communities of Practice**
- **Language Resources Services**

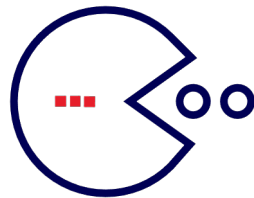
<https://caval.edu.au>



Video



Audio



Activities



Web collections

The screenshot displays the RMIT Library website interface. The top navigation bar includes the RMIT Library logo and links for Home, Browse, Collections, and About. A search bar and a settings icon are also present. The breadcrumb trail shows the path: Home > Browse > APA 7th edition: writing a reference list.

The main content area is divided into two columns. The left column features a 'Preview' section with a video player showing a thumbnail for 'APA 7th edition: writing a reference list'. Below the video player, there is an 'Accessibility Features' section stating that the object includes closed captions and that English captions are available. The 'How to Use' section provides instructions on embedding the video using the YouTube embed code. The 'Embed Code' section displays the code: `<iframe width="560" height="315" src="https://www.youtube.com/embed/XRP2VpfC51k" fra`.

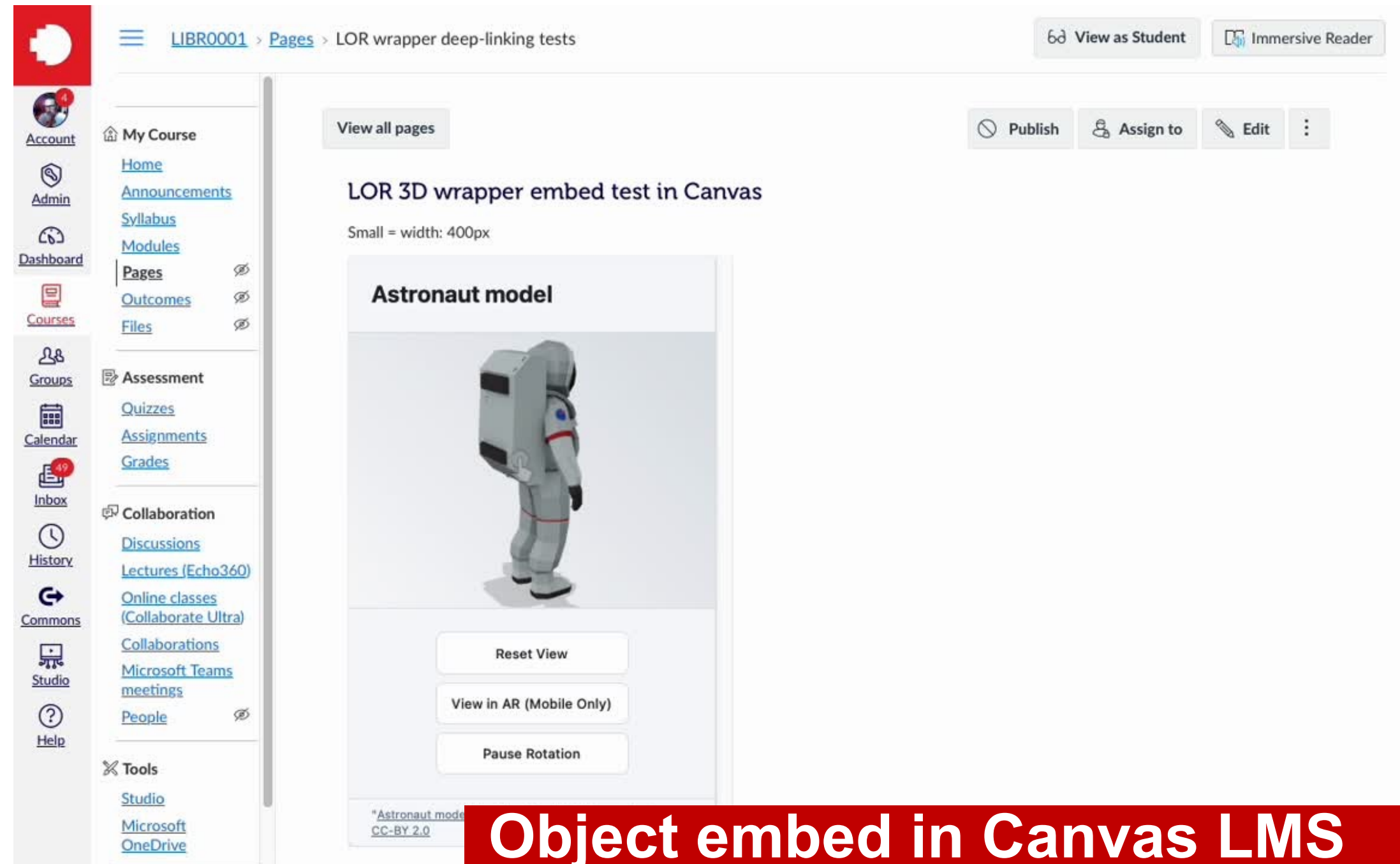
The right column contains the title 'APA 7th edition: writing a reference list' and an 'Overview' section. The overview text states: 'This video offers practical tips for compiling a correct and complete reference list using APA 7th edition. It highlights common issues that can affect academic performance and guides students through proper formatting to avoid losing marks.' Below the overview, there is a 'Supporting Materials' section with a link to 'Explore more on referencing at the Learning Lab'. The 'Access' section includes a link to 'Watch full playlist on YouTube'.

The bottom right of the page features a 'Metadata' section with tabs for Educational, Origin, Technical, Relationships, and Usage & Rights. The 'Audience' dropdown is set to 'Student', and the 'Subject' field is empty.

Beta interface

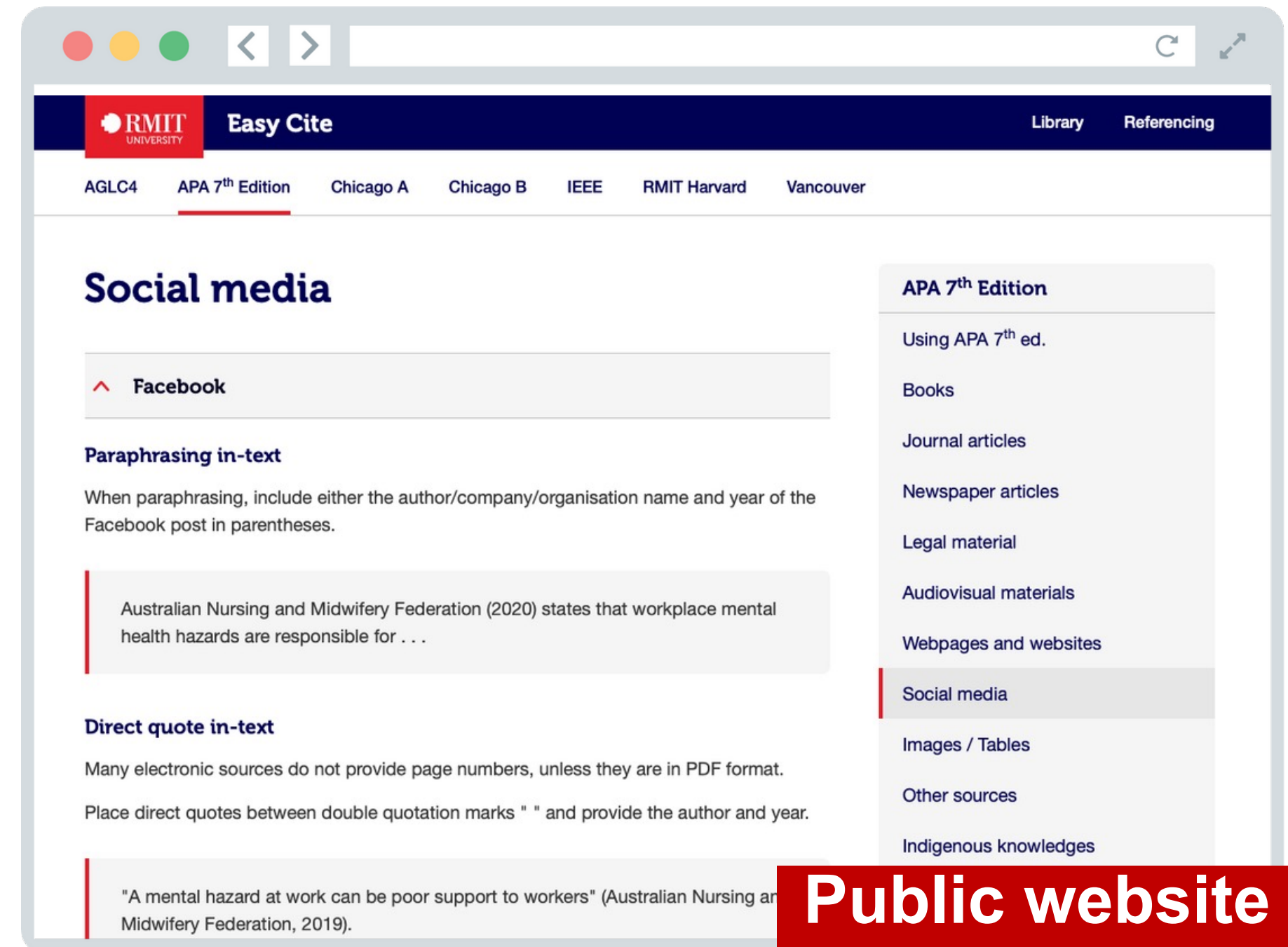
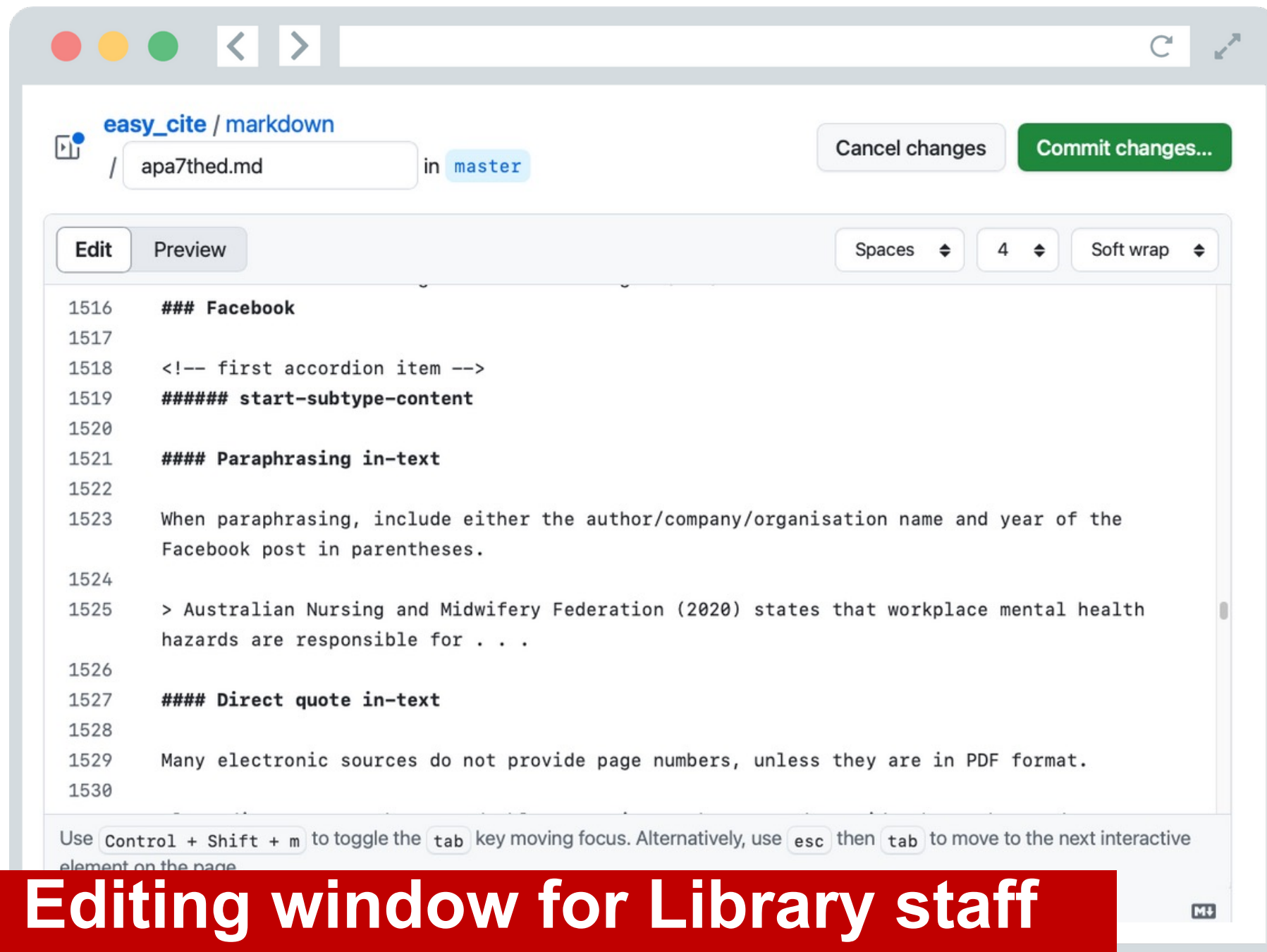
What do we gain once the Learning Objects Repository is live?

- **Visibility**
- **Efficiency**
- **Analytics**
- **Inclusivity**
- **Open Scholarship**



Object embed in Canvas LMS

EasyCite





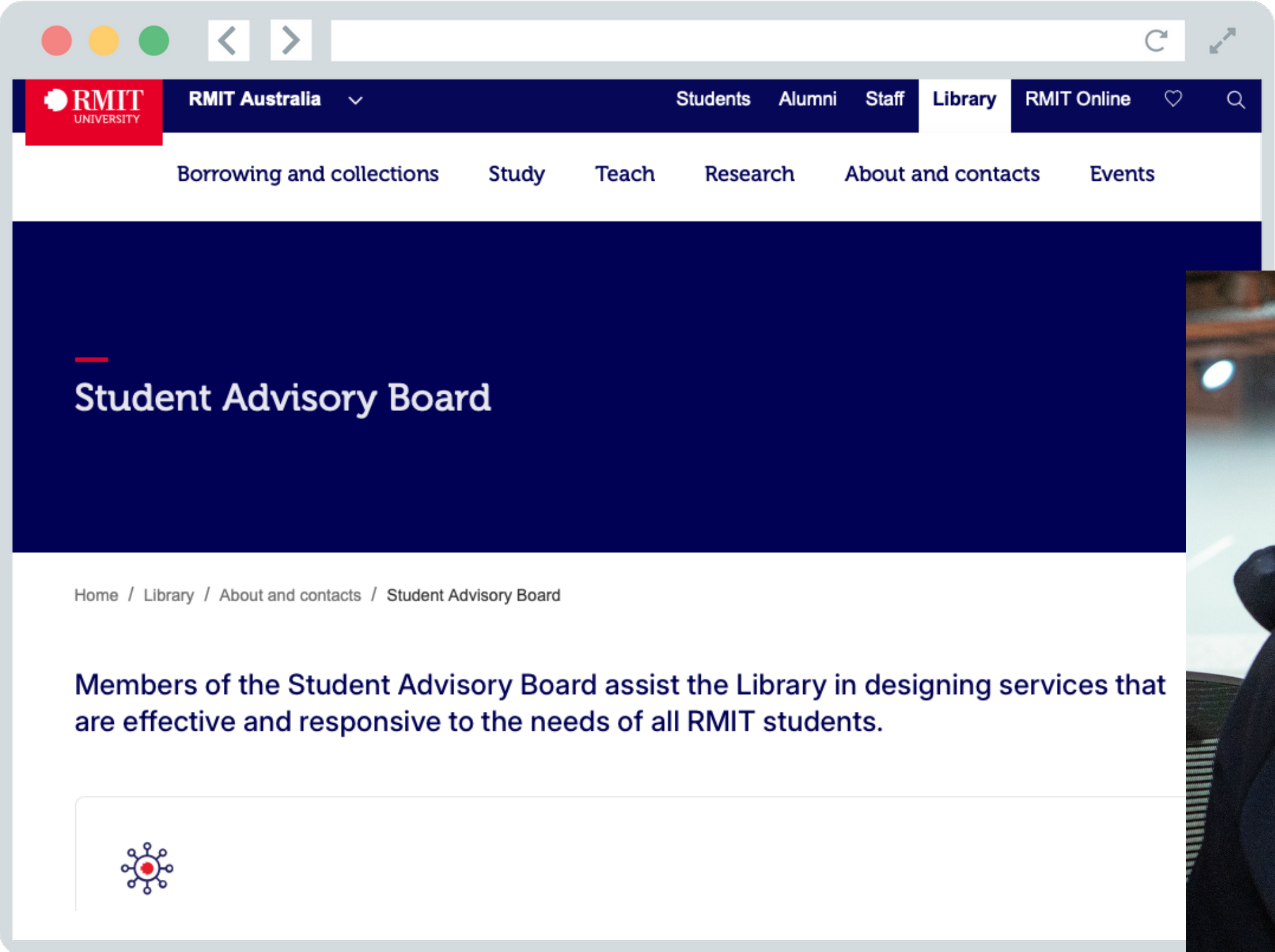
Easy Cite

Learning Objects Repository

Explore • Embed • Elevate



Student Advisory Board



How can we get there?

- **Pool resources & risk**
- **Use open tools & licences**
- **Empower staff and students**
- **Listen first, build together**

Thank you

Q&A Session