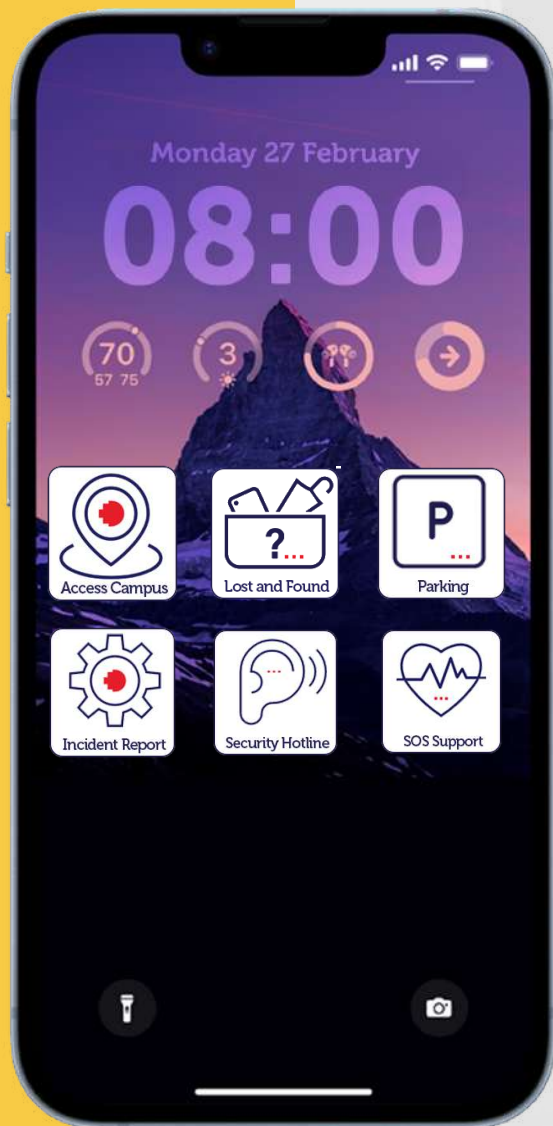


# SECURITY GUIDELINE

*Date: 27 February 2023*

# Learn more

- Campus Access
- Parking
- Lost & found
- Incident report
- Hotline
- SOS Support





# CAMPUS ACCESS

RMIT ID Card | Entrance | More



Your card.  
Your privilege.



For security and safety reasons, please take care of your student ID card and do not lend it to others. If you lose your card, follow the guideline on the student website to report it and get a replacement card.



Click here for more details





# First time to campus.

★ Saigon South  
campus



- 1 Temporarily park your vehicle  
at designated area
- 2 Retrieve your first RMIT Card  
at Canopy
- 3 Get inside campus for the  
campus tour





# First time to campus.

★ Hanoi campus



- 1 Park your vehicle at the basement of the Handiresco Building
- 2 Retrieve your first RMIT Card at reception ground floor
- 3 Get inside campus for the campus tour





# Daily access to campus.



- 1 Always wear your RMIT ID card in a visible position
- 2 Show your RMIT ID Card to the security guard at the entrance
- 3 Enter campus







# Lost | forget your card.



1

At the main gate, declare to the security guard that you forget your RMIT ID card



2

Scan the QR code and fill in the form to ensure an authenticity check via email with the domain rmit.edu.vn) & check your inbox



3

Show the confirmation email to the security guard and follow their instructions to access campus



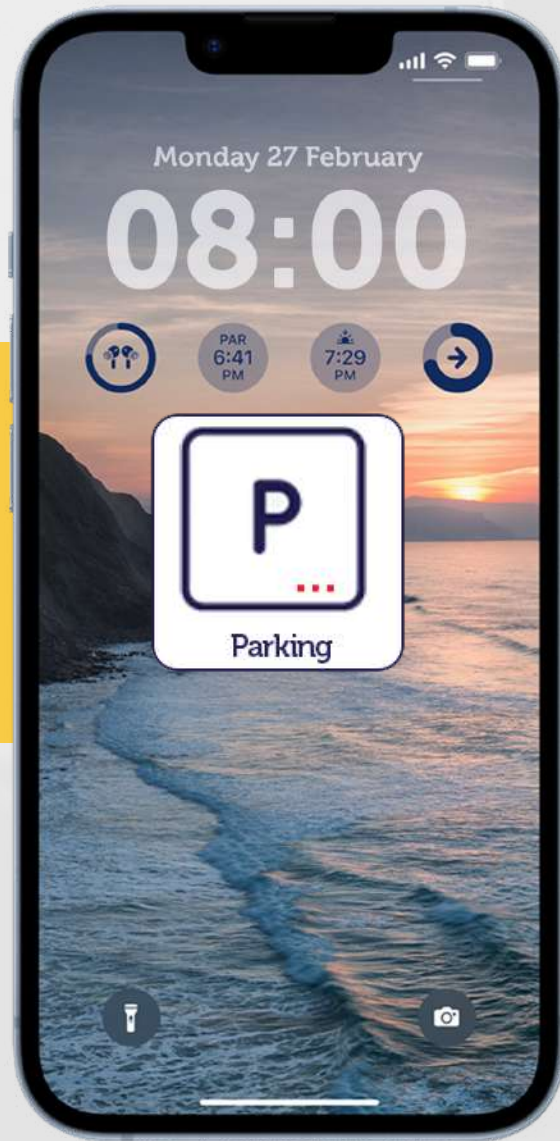
Explore more at:



*Please note that your request to access campus will be denied if you forget your card more than once a month.*







# PARKING GUIDANCE SAIGON SOUTH CAMPUS

Bike | Motorbike | Car





Bike



Get off your bike, walk your bike straight through the canopy and park your bike at the P2 park completely free of charge.





Motorbike




Follow the route

Security  
Check

Parking fee: 4.000 VND/turn







Parking fee: free of charge



Explore more at:



# PARKING GUIDANCE HANOI CAMPUS

Car | Motorbike | Bike



Handiresco  
Tower B

Handiresco  
Tower A

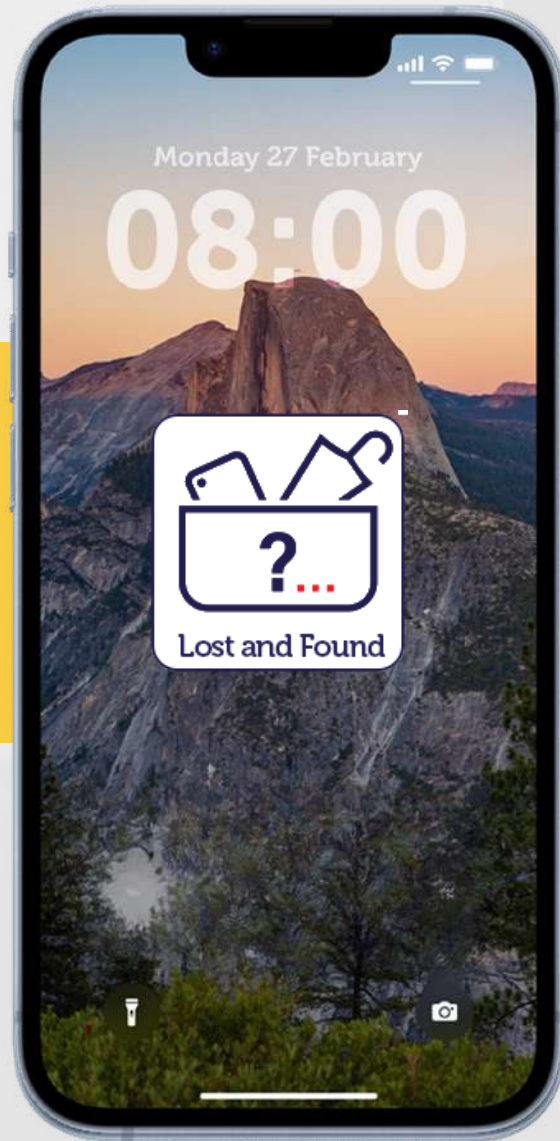
No car  
parking  
by RMIT

Parking under basement of  
Handiresco building

Explore more at:

Parking fee: 5.000 VND/turn

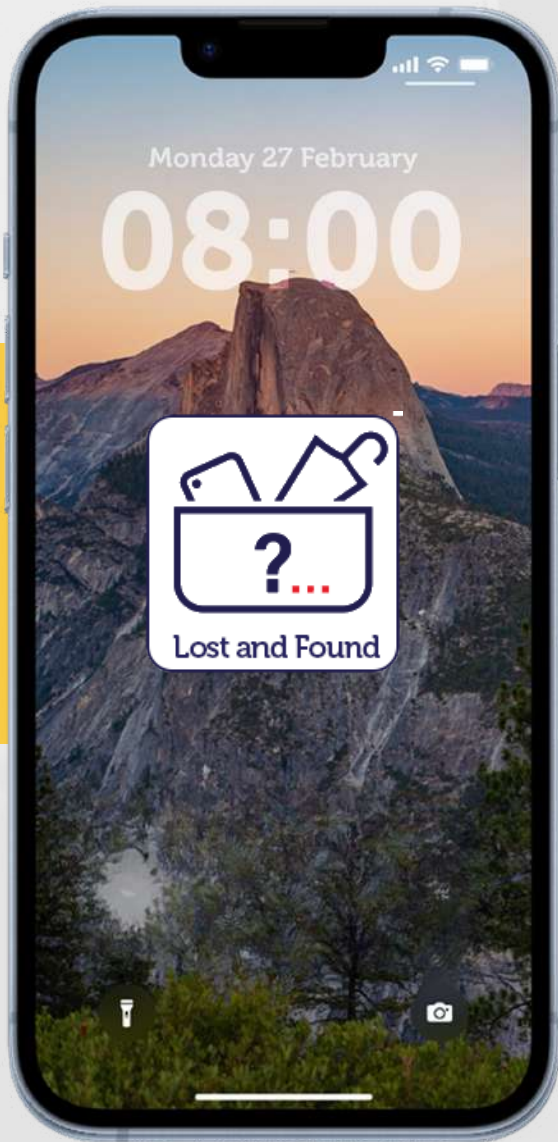




# LOST AND FOUND

If you lost or found something on campus



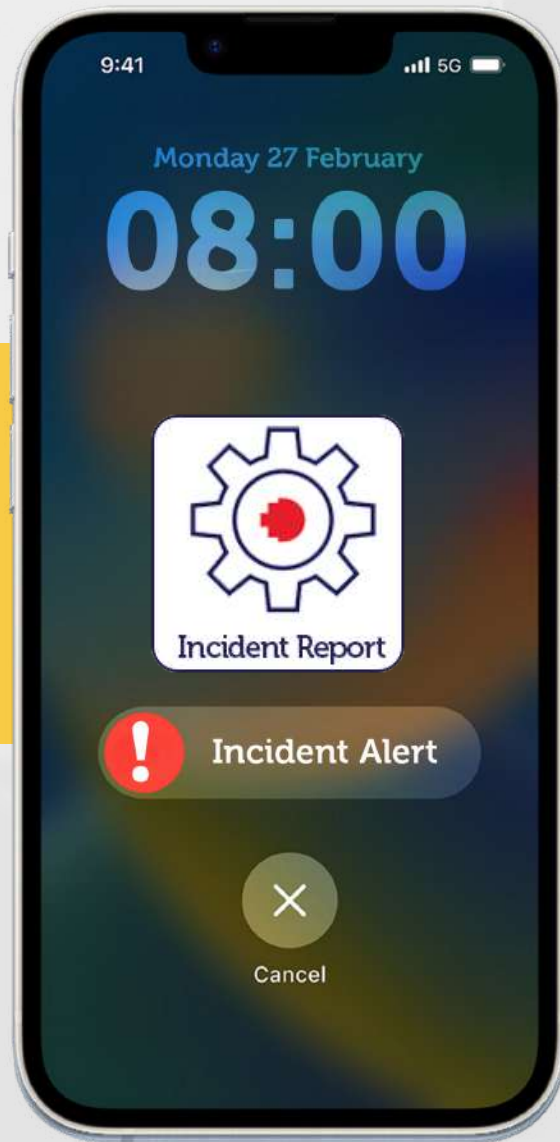


**LOST AND FOUND**  
FOLLOW THESE  
SIMPLE STEPS:

- 1  Approach Security Enquiries Counter
- 2  Fill in L/F Ticket
- 3 IF  >  Get thankyou email from OHSS&S
- 4 IF  >  If found, sign-off ticket and get your items

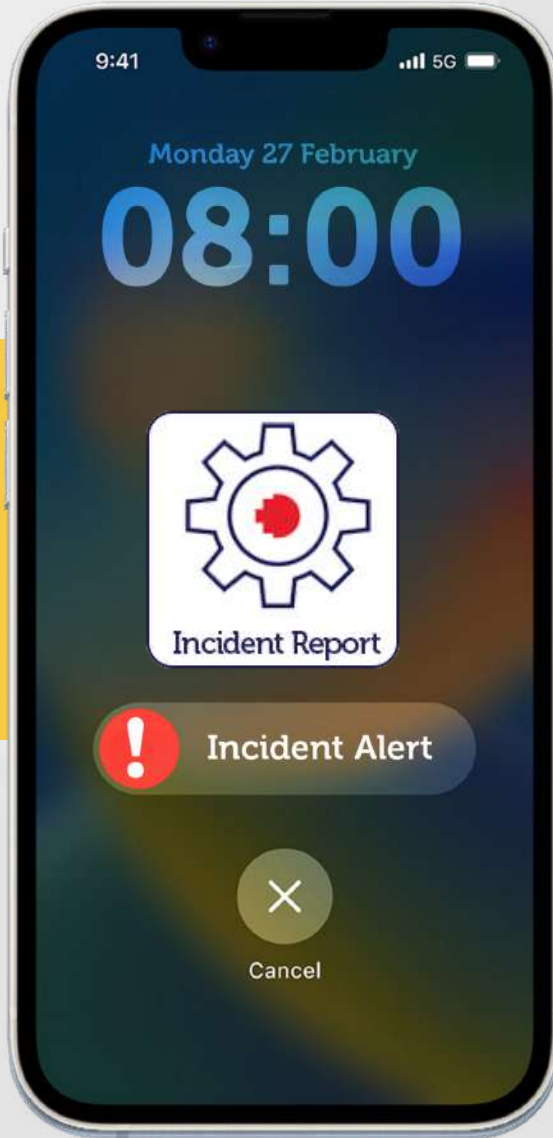
Explore more at:





# INCIDENT REPORT

How to report a fire, a violence, damaged property, etc.



## HOW TO

- 1 Approach the nearest security guard or security counter
- 2 Provide your student's number and the incident details
- 3 The security team will provide you the instant support
- 4 Rating us to help improve security service by QR code scanning at the security counter (if any)








# HOTLINE


24/7 support service

	Saigon South Campus	Hanoi Campus	Da Nang Campus
	+842837761368 ext: 1368	+84942347108	+842363582037



# SOS SUPPORT

The quick response to help you connect ISOS



When you get



or any health related issues,

please follow steps:

## HOW TO

1

Approach the nearest security guard or security counter



2

Share your urgency and the need to be supported with first aid



3

The security team will assist in getting you to ISOS clinic as quick as possible



4

At the ISOS clinic (Saigon South Campus: level 1-Building 10; Hanoi Campus: level 1 Tower B), you will be treated by a team of doctors and nurses according to professional procedures.

