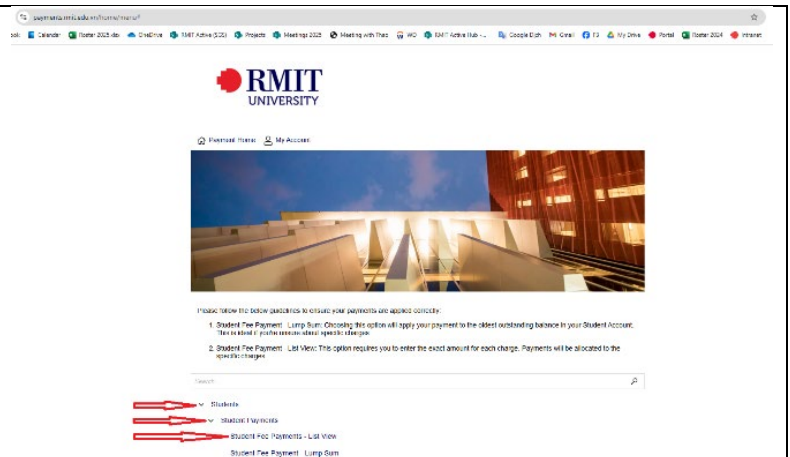


## STEP 1

- Visit <https://payments.rmit.edu.vn/home/menu> or scan the QR code below



- Select **"Students"**
- Select **"Student Payments"**
- Select **"Student Fee Payments – List View"**



## STEP 2

Fill in necessary information:

- RMIT ID number without letter "S" (e.g., 1234567)
- Family name with no blank space (e.g., Tran)
- Email (to receive successful payment confirmation)
- Select **"RMIT Active Hub registration fee"** from the list
- Input the amount of payment that you would like to pay (e.g., 450.000 VND)
- Select **"Add to Cart"**

### Student Fee Payments - List View

Please complete the following details

Student ID\*  **1**

Family Name\*  **2**


Email\*  @gmail.com **3**

Fee Description	Amount (VND)
<input type="checkbox"/> Tuition and Medical Insurance Fees	0 VND
<input type="checkbox"/> Printing Charges	0 VND
<input type="checkbox"/> Certified True Copy of Certificate or Transcript	0 VND
<input type="checkbox"/> Graduation Fees	0 VND
<input type="checkbox"/> Overdue Payment Fees	0 VND
<input type="checkbox"/> Late Enrolment Fee	0 VND
<input type="checkbox"/> Reinstatement Fee	0 VND
<input type="checkbox"/> Library Charges	0 VND
<input type="checkbox"/> Student ID Cards	0 VND
<input type="checkbox"/> Medical Insurance Fee	0 VND
<input type="checkbox"/> Loss or Damage to Loaned Equipment or Studios	0 VND
<input type="checkbox"/> Late Return of Loaned Equipment	0 VND
<input checked="" type="checkbox"/> RMIT Active Hub registration fee <b>4</b>	450000 <b>5</b>
<input type="checkbox"/> Tuition Fees	0 VND
<b>Amount To Pay (in VND) Total</b>	<b>450,000 VND</b>

**6** Add to Cart Continue Shopping

## STEP 3

Check details of the payment then select **"Process Payment"**




Payment Home My Account Items: 1 Total: 450,000 VND

RMIT Vietnam > Students > Student Payments >

### Online Student Payments Selections

This is a list of your payment selections. To proceed, please select Process Payment.


Student Fee Payments	Quantity	Item: Amount	Total
<div>            Fee Description: RMIT Active Hub registration fee            Student ID: <input type="text"/>            Family Name: <input type="text"/> </div>	1	450,000 VND	450,000 VND

Grand Total 450,000 VND

Process Payment Continue Shopping

## STEP 4

Select **"Online Banking"**




Payment Home My Account Items: 1 Total: 900,000 VND

RMIT Vietnam > Students > Student Payments >


### Payment Method

This is a list of different ways you can pay for your selections. To proceed, please select one of the following.

Log in to your account to include this transaction in your payment history



Log in to save your payment history

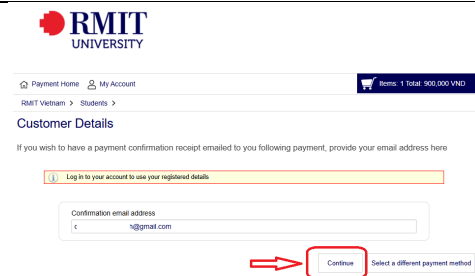


**Online Banking**  
Pay using your card, QR code or bank transfer

Process Payment Continue Shopping

## Step 5

Select “**Continue**” to confirm the email address



## Step 6

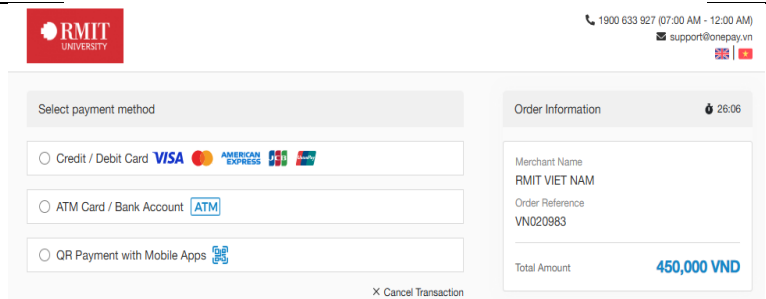
Select “**Continue**” to the “Onepay” pay gate



## Step 7

Choose the appropriate payment method:

- Credit / Debit card
- ATM card / Bank Account
- QR payment with mobile app



## Step 8

Complete the online payment and forward the payment confirmation email with subject “**RMIT Vietnam Secure Payment Receipt**” to the Customer Service team of RMIT Active Hub at [activehub.sgs@rmit.edu.vn](mailto:activehub.sgs@rmit.edu.vn) for activating the membership.

## Thank you for your payment.

This email is confirmation of your payment, a summary of the transaction is below.

[Download Receipt](#)

**Payment Summary**

If you have any questions or need support, please contact the Customer Services team of RMIT Active Hub at [activehub.sgs@rmit.edu.vn](mailto:activehub.sgs@rmit.edu.vn)