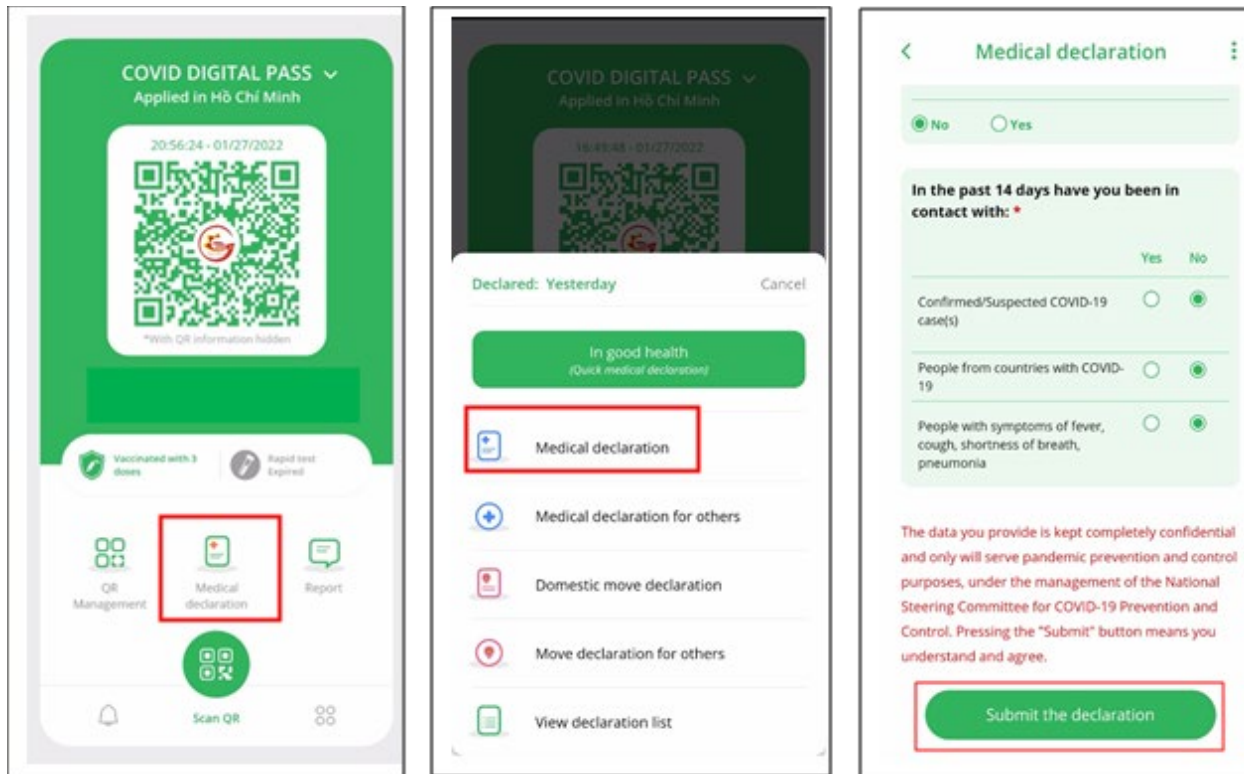


PC-COVID app for RMIT campus access

1. Install the PC-Covid app onto your mobile phone. App set up and instructions for new users can be found here: [Vietnamese](#) | [English](#)

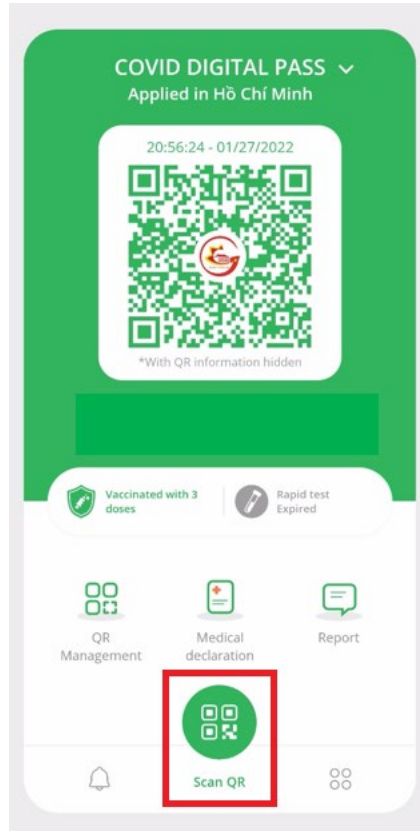
PLEASE NOTE THAT A VIETNAMESE MOBILE NUMBER IS REQUIRED TO DOWNLOAD PC COVID.

2. Before coming to campus, complete and submit a medical declaration on the PC-Covid app

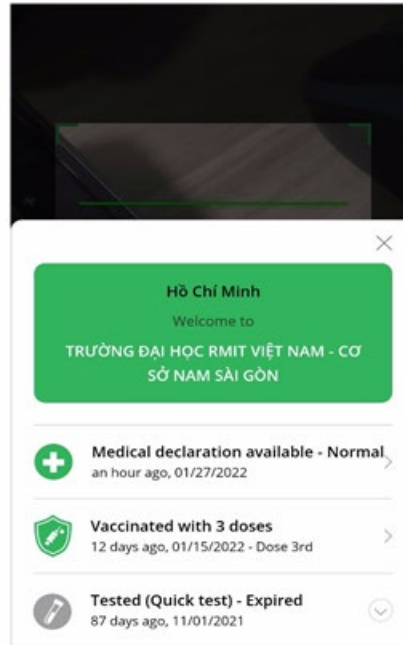


3. When you arrive on campus, use the PC-Covid app to select the 'Scan QR' function to scan the respective RMIT campus QR code to check in.

****Hanoi students will still need to complete the relevant building management check-in (if required).***



4. Keep the app open to show security your medical declaration result, vaccination/recovery status along with check-in validation.



You can access campus if your health declaration result is normal, and the status of your COVID-19 pass is satisfactory.

You will not be allowed on campus if:

- Your medical declaration is not normal
- You are not yet fully vaccinated or recovered from COVID-19
- OR if the status of your COVID-19 pass requires additional documentation, for example:
 - You are a recently recovered F0
 - You were vaccinated in a different country

In this case, please prepare to provide proof of your COVID-19 recovery or vaccination status to the security for review. *Digital documents or photos/scans of original certificates are accepted.* Without the appropriate document, you will not be granted campus access.