

Overview

You can declare or change Majors or Minors for your Program using myRMIT. Before making any changes to your majors or minors, please consult a **Senior Student Advisor at Student Connect**.

Before you begin

- Login to **myRMIT**. Refer to the myRMIT Essentials > *Login and Navigation* Quick Reference Guide to login.
- Your Program must have major/minor in order to for you to view and update, as not all programs offer this option.

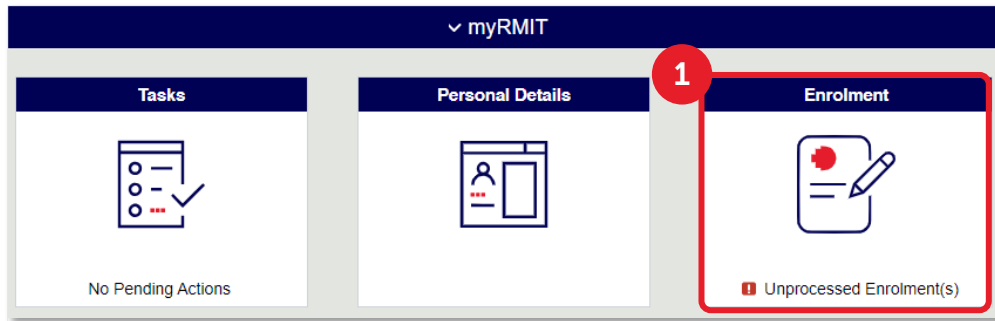
For new students: If your program requires the declaration of a major or minor, ensure you complete this process. Note that some programs do not require a major or minor selection.

For current students: Before making any changes to your majors or minors, you must be aware of the academic impact, as it may affect your anticipated graduation date.

Navigation

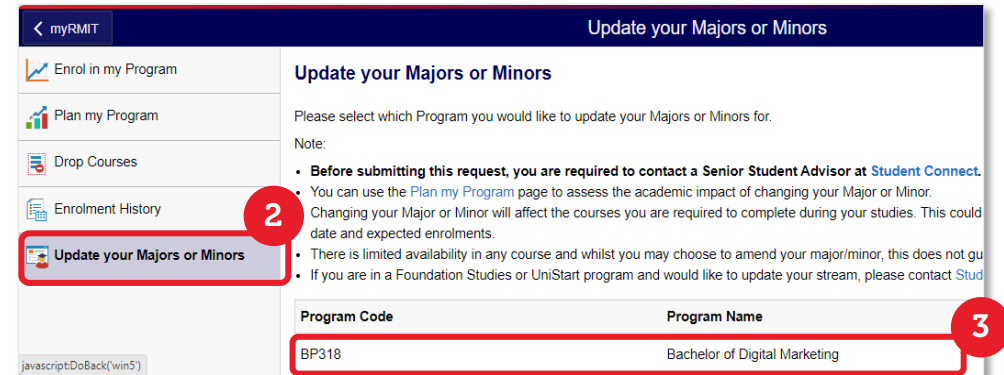
myRMIT Home Page > Enrolment tile

Step 1. The **myRMIT home page** displays, click the **Enrolment** tile to access the Enrolments section of myRMIT.



Step 2. Click **Update your Majors or Minors** from the left side navigation.

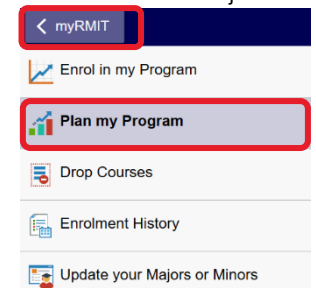
Step 3. Click the **Program** row you would like to update.



Click **Plan my Program** from the side navigation to view all the available majors and minors for your program. You can also use this page to assess the academic impact of changing your major or minor by viewing which courses apply to each major/minor and whether you have completed them.

To return to an original page, click on the side navigation on the left.

Do not use the Back button in your web browser.



All program requirements including credits required, program structure, major/minor combination options and currently assigned majors and minors etc. are explained on this page. Click the **Program Map** link for an overview of your program. Scroll down to view all the information.

Step 1 of 2: Select Updates

Before selecting any changes, please use the [Plan my Program](#) page to assess the academic impact of changing your Major or Minor. You are also required to speak to an advisor at [Student Connect](#).

Program Requirements


To graduate from the BP318VRI - Bachelor of Digital Marketing, you must complete a total of 288 credit points as follows:

- 168 credit points from fourteen (14) core courses
- 48 credit points from four (4) courses of one business minor
- 72 credit points from six (6) University Electives

It is highly recommended and beneficial for your academic progress to adhere to the course sequences outlined in the provided **program map**, wherever possible.



Minor List:

- Accounting for Managers (old minor)
- Accounting in Business

Step 4. The available Majors and Minors in the **Edit your Majors and Minors** page is tailored to the requirements of your program. In this example, the **Add Major** button is greyed out because there are no majors available for this program. Click **Add Minor** to add more Minors or click the **Remove** icon  to change the listed Minors.

Step 5. Click the **Confirm** button to validate your selected majors/minors against the program requirements.

Edit your Majors and Minors

Description	Type	Remove?
Minor: Cybersecurity	Minor ★	
Minor: Tourism & Hospitality	Minor ★	

Add Major Add Minor 4

Click the **Confirm** button below when you are ready to proceed with your changes.

Confirm 5

Step 6. Click **Next** at the top of the page.

6 Next

Step 1 of 2: Select Updates

Step 7. Review the information displayed on the **Review Updates** page. If you are updating your major/minor, ensure you are aware of all academic impacts.

7

Important!

Please ensure that you are aware of the impact to your enrolment BEFORE updating your Major or Minor. This **will** impact your enrolment requirements and may also amend your estimated graduation date.

If you are altering your Major or Minor after the last date to enrol, you may not have access to amend your enrolment, please see [Important dates - RMIT University](#).

If you require further advice before proceeding with this change, please contact [Student Connect](#).

Update Majors and Minors

You have selected the below updates for your Majors and Minors:

- Minor: Cybersecurity

Step 8. Select **Yes** to confirm the student declaration and click **Confirm** to complete updating of your Major/Minors.

8

Student Declaration

- I declare the information I have provided on this form is true and correct.
- I have reviewed my academic implications using the Plan my Program page and have spoken to a Student Connect advisor to understand the impact of updating my majors and minors.
- By submitting this change of majors/minors, I understand that my expected graduation date may be affected, and I may need to amend my enrolments.
- I understand that there is limited availability in any course and whilst I may choose to amend my major/minor, this does not guarantee enrolment availability in the required courses.
- I understand that RMIT collects, uses and stores my information in accordance with its [Privacy Statement](http://www.rmit.edu.au/privacy) (<http://www.rmit.edu.au/privacy>).

I have read and consented to the above statements. Yes

Confirm

The Minor has been updated successfully.

✔ **Update of majors/minors successful.**
Your selection of new majors/minors has been updated successfully.