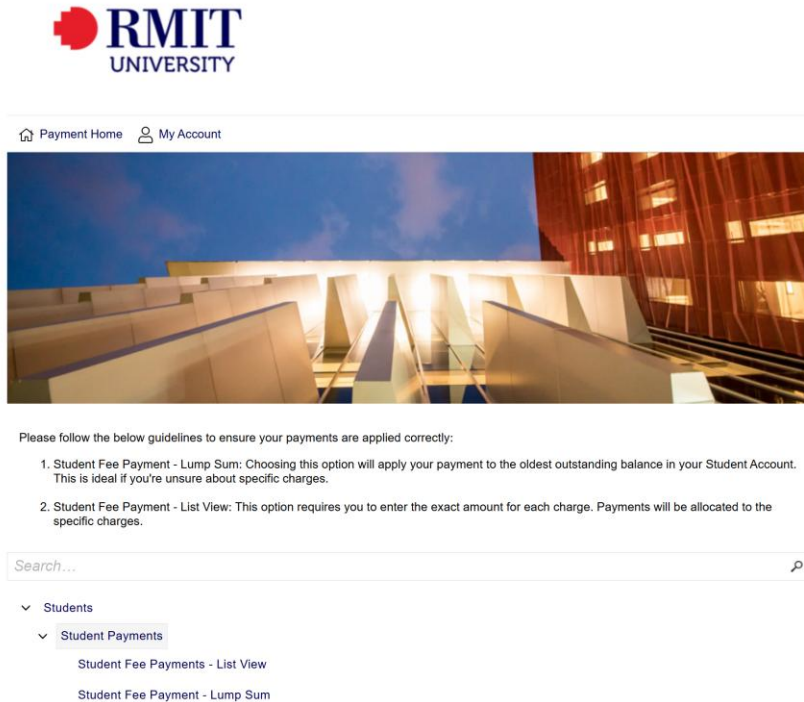


Visa Payment Guideline

Step 1: Go to <https://payments.rmit.edu.vn>



RMIT UNIVERSITY

Payment Home My Account

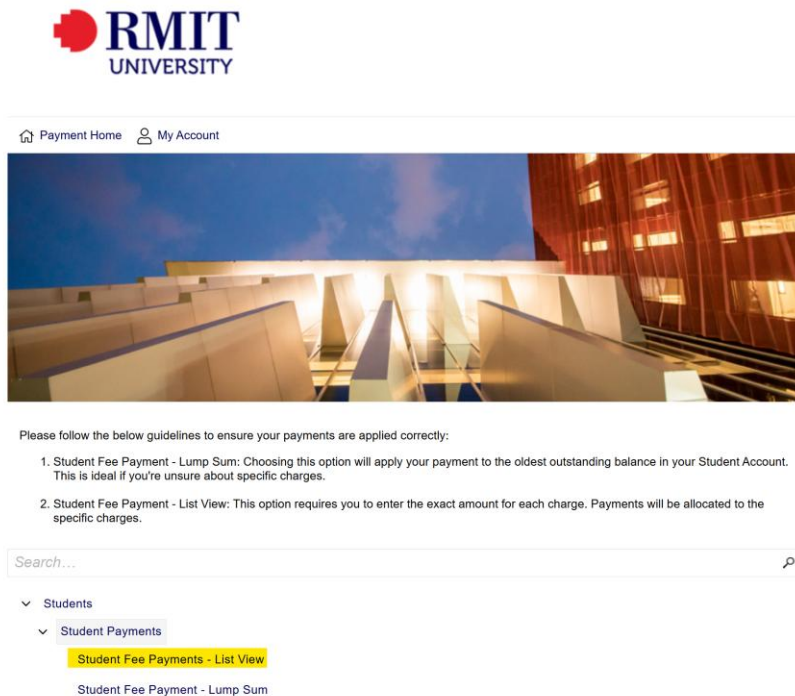
Please follow the below guidelines to ensure your payments are applied correctly:

1. Student Fee Payment - Lump Sum: Choosing this option will apply your payment to the oldest outstanding balance in your Student Account. This is ideal if you're unsure about specific charges.
2. Student Fee Payment - List View: This option requires you to enter the exact amount for each charge. Payments will be allocated to the specific charges.

Search...

- Students
 - Student Payments
 - Student Fee Payments - List View
 - Student Fee Payment - Lump Sum

Step 2: Choose Student Fee Payments-List View



RMIT UNIVERSITY

Payment Home My Account

Please follow the below guidelines to ensure your payments are applied correctly:

1. Student Fee Payment - Lump Sum: Choosing this option will apply your payment to the oldest outstanding balance in your Student Account. This is ideal if you're unsure about specific charges.
2. Student Fee Payment - List View: This option requires you to enter the exact amount for each charge. Payments will be allocated to the specific charges.

Search...

- Students
 - Student Payments
 - Student Fee Payments - List View**
 - Student Fee Payment - Lump Sum

Step 3: Fill up Student ID, Family name and Email

Student Fee Payments - List View

Please complete the following details

I have read and understood RMIT's Privacy Statement, and I agree that RMIT Vietnam can collect and use my personal data for the purposes and under the conditions described in it.

Student ID *	<input type="text" value="Student ID"/>
Family Name *	<input type="text" value="Family Name"/>
Email *	<input type="text" value="Email"/>

Fee Description	Amount (VND)
<input type="checkbox"/> Tuition and Medical Insurance Fees	<input type="text" value="0 VND"/>
<input type="checkbox"/> Printing Charges	<input type="text" value="0 VND"/>
<input type="checkbox"/> Certified True Copy of Certificate or Transcript	<input type="text" value="0 VND"/>
<input type="checkbox"/> Graduation Fees	<input type="text" value="0 VND"/>
<input type="checkbox"/> Overdue Payment Fees	<input type="text" value="0 VND"/>
<input type="checkbox"/> Late Enrolment Fee	<input type="text" value="0 VND"/>
<input type="checkbox"/> Reinstatement Fee	<input type="text" value="0 VND"/>
<input type="checkbox"/> Library Charges	<input type="text" value="0 VND"/>
<input type="checkbox"/> Student ID Cards	<input type="text" value="0 VND"/>
<input type="checkbox"/> Medical Insurance Fee	<input type="text" value="0 VND"/>
<input type="checkbox"/> Loss or Damage to Loaned Equipment or Studios	<input type="text" value="0 VND"/>
<input type="checkbox"/> Late Return of Loaned Equipment	<input type="text" value="0 VND"/>
<input type="checkbox"/> RMIT Active Hub registration fee	<input type="text" value="0 VND"/>
<input type="checkbox"/> Tuition Fees	<input type="text" value="0 VND"/>
<input type="checkbox"/> Visa fee	<input type="text" value="0 VND"/>
Amount To Pay (in VND) Total	0 VND

Step 4: Ticket Visa fee, add the amount then click **Add to Cart**

<input type="checkbox"/> Tuition Fees	<input type="text" value="0 VND"/>
<input checked="" type="checkbox"/> Visa fee	<input type="text" value="3750000"/>
Amount-Số tiền (VND) Total	0 VND

Add to Cart

Continue Shopping

Step 5:


Review the total payments and then click Process payment

[Payment Home](#) [My Account](#) Items: 1 Total: 3,750,000 VND

RMIT Vietnam > Students > Student Payments >

Online Student Payments Selections

This is a list of your payment selections. To proceed, please select Process Payment.

	Student Fee Payments Remove
Fee Description: Visa fee	Quantity: 1
Student_ID: <input type="text" value="3"/>	Item: Amount: 3,750,000 VND
Family Name: Nguyen	Total: 3,750,000 VND

Grand Total	3,750,000 VND
--------------------	----------------------

[Process Payment](#) [Continue Shopping](#)

Step 6: Choose the Online banking to process payment


[Payment Home](#) [My Account](#)

 Items: 1 Total: 3,750,000 VND

[RMIT Vietnam](#) > [Students](#) > [Student Payments](#) >

Payment Method

This is a list of different ways you can pay your invoice. To proceed, please select one of the following.

 Log in to your account to include this transaction in your payment history



Log in to save your payment
history
Card



Online Banking
Pay using your card, QR code or
bank transfer

Copyright ©2026 RMIT University | [Disclaimer](#) | [Terms](#) | [Privacy](#) | [Accessibility](#) | [Contact Us](#) | ABN 49 781 030 034 | CRICOS
provider number: 00122A | RTO Code: 3046 | Open Universities Australia

Step 7: Check the email address to send the payment receipt and choose Continue

[Payment Home](#) [My Account](#)

 Items: 1 Total: 3,750,000 VND

[RMIT Vietnam](#) > [Students](#) >

Customer Details

If you wish to have a payment confirmation receipt emailed to you following payment, provide your email address here

 Log in to your account to use your registered details

Confirmation email address

5@rmit.edu.vn

Continue

Select a different payment method

Step 8: Click continue to confirm the total payment amount



Payment Using OnePay Vietnam






When you click the **Continue** button below you will be redirected to the OnePay Vietnam secure payment gateway. We do not store any credit card details in our system within our organisation, thus preserving your rights to privacy and protection of your card from unauthorised access. Complete all the payment steps to be returned to our site.


Number	VNT00C
Amount	3,750,000 VND
Amount Payable	
3,750,000 VND	
<input type="button" value="Continue"/>	
<input type="button" value="Select a different payment method"/>	


Copyright ©2026 RMIT University | [Disclaimer](#) | [Terms](#) | [Privacy](#) | [Accessibility](#) | [Contact Us](#) | ABN 49 781 030 034 | CRICOS provider number: 00122A | RTO Code: 3046 | Open Universities Australia

Step 9: Choose your payment method and then add your card information accordingly

Select payment method

Credit / Debit Card     

ATM Card / Bank Account 

VietQR bank transfer 

Step 10: When the payment is done successfully, the payment receipt will be shown on the website page as below. Please kindly send this payment receipt to the accounting team if you want to check where the payment is received



[Payment Home](#) [My Account](#)

RMIT Vietnam > Students >

Payment Completed

Thank you for making this payment

Payment Confirmation

Summary

Payment Date:	05/02/2026	Your Receipt Number:	SWC
Total Value:	3,750,000 VND		
Payment Processed:	3,750,000 VND		
Payment/Invoice No:	VNT00		
Ref. Number:	SW		

Please quote this number if you need to contact us for any reason.

Receipt Description	Quantity	Unit Amount	Amount
Student Fee Payments	1	3,750,000 VND	3,750,000 VND
Fee Description: Visa fee			
Student_ID: []			
Family Name: Nguyen			
Total			3,750,000 VND

Step 11: The payment receipt is sent to the required email address as below

Thank you for your payment.

This email is confirmation of your payment, a summary of the transaction is below.

[Download Receipt](#)

Payment Summary

Date: 05/02/2026
Receipt No: SWC01000573
Invoice No: VNT000558
Total: 3,750,000 VND

Address

RMIT University Vietnam
702 Nguyen Van Linh, Tan Phong Ward,
District 7
Ho Chi Minh City 700000, Vietnam

Need Help?

Contact us on our below details for assistance.

+84 28 3776 1300